

ARTHUR *Hills*



PALMETTO DUNES™

OCEANFRONT RESORT

HILTON HEAD ISLAND

Robert Trent Jones Course



George Fazio Course



ROBERT TRENT JONES COURSE

This famed course stands apart as a true favorite for islanders and visitors alike. Don't miss the signature 10th hole overlooking the Atlantic Ocean — an absolute must-play for any golfer!

★★★★ — Fodor's Golf Digest

"2003 Course of the Year" by the SC Golf Course Owners Association

GEORGE FAZIO COURSE

One of the youngest courses to be named to "America's Top 100" and still ranked as one of the Southeast's most demanding layouts.

★★★★ — Fodor's Golf Digest

COOLWELLS & SEGWAY X2s

Golfers now have the option to ride in air-conditioned comfort with the Coolwell G2 Climate Controlled System golf cart or in an all-terrain Segway X2. Cruise the course in style!

FREE CLUB FITTING

A Launch Monitor is available at the Robert Trent Jones course to give golfers an instant look at their swing. Within minutes, our professionals can fit you with the perfect club!

ARTHUR *Hills*



Designed into its natural surroundings, the Hills at Palmetto Dunes Oceanfront Resort is a perfect blend of beauty and challenge. The scenery is outstanding: thick stands of palmettos line the graceful course, which is built on a series of rolling dunes. However, off-balance lies and ocean breezes will remind you to keep your eye on the ball. This natural wonder has won many awards ... and the hearts of many Hilton Head golfers.

RANKINGS

- ★★★★★½ — Fodor's Golf Digest
- South Carolina "2009 Course of the Year"

FEATURES

- Air-conditioned golf carts
- Full Service clubhouse with locker rooms
- 10 holes on water
- Historic Leamington Lighthouse
- Segway X2s available for an additional fee
- Wide variety of upscale apparel and accessories

USGA RULES GOVERN ALL PLAY

EXCEPT WHERE MODIFIED BY LOCAL RULES

- All Palmetto Dunes courses are non-metal spike facilities.
- White stakes and lines indicate out-of-bounds. Rule 27-1
- Red stakes and lines indicate lateral hazards. Rule 26-1c
- **In case of foul weather and lightning, seek shelter immediately.**
- Ground under repair: (a) defined by closed white lines, (b) flower beds and (c) fire ant hills.
- Carts shall not be used without proper assignment and registration in the Pro Shop.
- Each operator of a golf cart must be 16 years of age and have a valid driver's license.
- Observe cart path rules at all times.
- Please rake bunkers, repair ball marks and fill all divots with green sand provided.
- All players are requested to keep up with the group in front of them and play without delay. Player's assistants are employed to encourage adherence to pace of play and your cooperation is appreciated.
- Do not enter play from private property.

When Using This Book: Sprinkler heads are measured to the center of the green and are indicated throughout with a white dot (○). Numbers inside a white box represent distances from the back cut of the numbered tee box to the indicated point. ■ – This symbol with a white number represents the 100-, 200- and 250-yard markers. ■ – This symbol with a white number represents the 150-yard marker.

1

PAR 4

- 384
- 358
- 290
- 284

1 353
2 258

1 308
2 214

1 246
2 153

Your round begins on this medium-length par 4. Favor the right center of the fairway off the tee and be careful with club selection on the second shot. The wind and a shallow green can make this approach difficult.



DEPTH 22

2

PAR 4

■	373
□	334
■	320
■	289

This short par 4 is a preview of things to come. Favor placement over length off the tee here; right center of the fairway is the ideal position. A deep green, with out-of-bounds left and water right, requires that you play an exacting approach shot.

1	235
2	195
3	155

1	271
2	231
3	190

1	214
2	174
3	133



3

PAR 3

■ 146
□ 115
■ 115
■ 88



On this short par 3 over water, check the wind before making your club selection. Aim for the center of the green.



5

PAR 4

- 376
- 343
- 311
- 301

Put the driver away. Aim for the 150-yard post from the tee; this fairway narrows considerably as you approach the green. The second shot plays slightly longer to an elevated green.



74 •

□ 100

132 •

■ 150

• 159

• 188

□ 200

1	274
2	257
3	207

1	256
2	240
3	189

3

2

1



DEPTH 35

6

PAR 5

- 505
- 480
- 410
- 410

From this Sprinkler	Yardage to point A
220	131
230	145
251	162
280	192

1	292
2	270
3	197

1	263
2	242
3	171

A

• 71

□ 100

• 119

■ 150

• 173

□ 200

• 220

• 230

• 251

■ 250

• 280

3 ■ ■

2 ■

1 ■

Favor the right-center of the fairway off the tee; the tall grass to the left will show you anything but "love." Position the second shot to the right for a better approach angle to this sloping green.



DEPTH 32

7

PAR 4

- 434
- 417
- 332
- 322

- 1 307
- 2 296
- 3 204

- 1 310
- 2 296
- 3 204

Grab the driver and let it rip; the fairway is open and inviting. Though downhill, the second shot is usually into the wind and plays longer than the yardage. The center of the green is a good target.

- 68•
- 100
- 128•
- 160•
- 150
- 188
- 200
- 215
- 243•
- 250
- 273

3

2

1




DEPTH 32

8

PAR 3

- 156
- 135
- 135
- 113



This tricky par 3 plays longer than it appears and is usually into the wind. Take note of the pin placement; the further right it is, the more club you'll need.



9

PAR 5


- 518
- 494
- 434
- 434

- 1 325
- 2 239

From this Sprinkler	Yardage to point A	Yardage to point B
205	127	188
234	154	217
292	212	276
320	241	304



On this tight driving hole, going with driver is not always the wise play as it is very difficult to get home in two. Lay up near the 150-yard marker to avoid the water that fronts the left side of the green. The slightly downhill approach plays somewhat shorter.



DEPTH 30



PALMETTO DUNES™

OCEANFRONT RESORT

HILTON HEAD ISLAND



Arthur Hills Course





LIGHTHOUSE



-  RESTROOMS
-  WATER FOUNTAIN

TEES	YDG	RATING	SLOPE
BLUE	6651	72.9	136
WHITE	6122	70.4	125
GOLD	5227	67.4	113
GREEN	4999	69.2	119

10
PAR 4

■	415
□	392
■	322
■	312

1 290
 2 202

Favor the right side off the tee on this dogleg left. There's considerable trouble around the green, so aim for the center.

1 296
 2 205

1 249
 2 158



DEPTH 26

11

PAR 3

■ 182

□ 132

■ 132

■ 114

This pretty par 3 plays downhill from elevated tees. The green is protected by deep bunkers.



DEPTH 30

12

PAR 4

- 399
- 377
- 301
- 296

1 271
2 177

• 126

■ 100
• 107

■ 150

• 179

• 167

■ 200

1 217
2 124

2

1 308
2 217

To paraphrase Arthur Hills, "the fun starts here." Water guards the entire right side of this hole. Line up left of the 150-yard post off the tee. The fairway narrows as you near the green. Take plenty of club on the approach shot.



DEPTH 34

13

PAR 5

- 507
- 486
- 360
- 338

- 1 279
- 2 138
- 3 100

• 80
 • 102
 □ 100
 104 •
 150
 • 180
 204 • □ 200
 • 234
 □ 250
 263 •

3

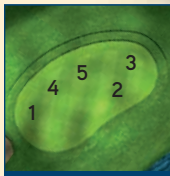
2

B

A

On this long par 5, you face a forced carry over water off the tee and more water fronts the green. Favor the left side off the tee and be careful on the second shot as the landing area narrows beyond the 150-yard post. The approach shot is short, but

From this Sprinkler	Yardage to point A	Yardage to point B
180	61	147
204	82	172
234	111	203
263	138	231



DEPTH 30

14
PAR 4

■	412
□	361
■	315
■	301

1	270
2	221
3	155

1	228
2	181
3	116

Favor the right side off the tee for a clear view of the green. Pay attention to the pin placement on this two-tiered green before you play your approach shot.



DEPTH 35

15

PAR 3

- 153
- 142
- 142
- 120



Judging pin placement on this short par 3 can be surprisingly tricky. The very deep green is divided in two by a swale in the middle. Hilton Head Island's first lighthouse provides a scenic backdrop.



DEPTH 33

16

PAR 4

■	365
□	336
■	310
■	295

1	327
2	306

1	277
2	256

• 113
• 139
• 170
□ 100 104 •
■ 150
□ 200

2

1




This short par 4 is filled with trouble. Favor the left side off the tee and keep your guard up on the approach. Pin placements on this deep green can vary by as much as 20 yards.

17

PAR 4

1	265
2	216
3	157

■ 380
□ 320
■ 284
■ 274



Take plenty of club off the tee as the landing area is deeper than it appears. The difficult approach is to a green guarded by water in front, out-of-bounds to the left and woods to the rear. The green is angled away from you, so take plenty of club to a right side pin placement.



DEPTH 37

18

PAR 5

- 516
- 497
- 414
- 414



This nice finishing par 5 bends to the right, then back to the left. Favor the right side on the second shot for a better approach angle. The green is protected by large mounds on the front left side.



DEPTH 20


From this Sprinkler	Yardage to point A	Yardage to point B
250	200	229
265	216	239
295	245	268

PALMETTO DUNES GOLF ACADEMY

FREE GOLF CLINIC EVERY WEEK

"Where Does the Power Come From?"

Join us every **Monday** from **4:00 – 5:00 p.m.** for a free golf clinic and demonstration at the Robert Trent Jones golf course.



The Palmetto Dunes Golf Academy is led by Doug Weaver, former PGA Tour Pro and Golf Digest "Top Ten in South Carolina" instructor. The school offers the following programs to help you take your game to the next level:

- Daily Clinics
- Back to Basics
- Junior Clinics
- Ladies Only
- Short Game I & II
- Private Lessons
- Playing Lessons
- Multi-Day Schools
- Family Golf School
- Seasonal Additions!

To request a complete schedule of golf lessons, call: **(843) 785-1138**.
Visit: **PalmettoDunes.com**

Play More. Do More. Get More.

at Palmetto Dunes Oceanfront Resort



WORLD-CLASS TENNIS

World-class tennis facilities with 23 clay courts and 2 Nova Pro Bounce (including 8 lighted for night play)

Free tennis exhibition every Monday at 5:30 p.m.



OUTFITTERS

Bikes, kayak, canoes, surf camps, kids fishing & in-shore fishing charters on the lagoon waterway.



SHELTER COVE HARBOUR

—waterfront shopping and dining

Fishing charters, dolphin cruises, nature tours, water sports, paddle surfing, water skiing, kayaking, boat rentals, casual dining, upscale boutiques and more!

For reservations & information, please call: **(800) 827-3006.**

Visit: **PalmettoDunes.com**



PALMETTO DUNES™
OCEANFRONT RESORT



 **GREENWOOD**
COMMUNITIES AND RESORTS

PalmettoDunes.com • (800) 827-3006 • (843) 785-1138